

YEAR 10

From 7th March 2022

Subject

Lesson and Resources

Notes / Extension Task

CORE SUBJECTS

Maths
(Sets 3,4,5)

Lesson 1

Percentage multipliers **HM: 89**
Percentage of an amount (with a calc) HM87
[Multipliers worksheet](#)

Lesson 2

Percentage / decimal multipliers **HM:89**
Repeated Percentage Increase Decrease **HM:90**
[Percentages \(with a calculator\) mixed questions](#)

Lesson 3

Reverse Percentages **HM:96**
[Reverse Percentages](#)

Lesson 4

Percentage Change **HM:97**
[Percentage Change](#)

Lesson 5

Simple Interest **HM:93**
[Simple Interest Exam Questions](#)
[Simple Interest Answers](#)

Lesson 6

Compound Interest **HM:94**
[Compound Interest](#)

Lesson 7

[Compound Interest Exam Practice Answers](#)
[Compound Interest Exam Practice 2](#)

Notes:

For each lesson, find the relevant Hegarty Task using the search bar.

You will need to watch the video before you attempt the questions. You can use the 'Get Help' button if you are struggling with a question.

When you have completed the Hegarty Task, click on the link to complete additional practice questions.

Extension Tasks:

[Percentages Exam Questions](#)
[Percentages ANSWERS](#)

Maths (Sets 1,2)	<u>Lesson 1</u> Direct Proportion – Algebraic HM 343, 344, 343	Notes: For each lesson, find the relevant Hegarty Task using the search bar.
	<u>Lesson 2</u> Inverse Proportion – Algebraic HM 346, 347	
	<u>Lesson 3</u> Algebraic Proportion Practice: Algebraic Proportion Questions Algebraic Proportion Exam Practice	You will need to watch the video before you attempt the questions. You can use the 'Get Help' button if you are struggling with a question.
	<u>Lesson 4</u> Percentage / decimal multipliers HM:89 Repeated Percentage Increase Decrease HM:90 Percentages (with a calculator) mixed questions	When you have completed the Hegarty Task, click on the link to complete additional practice questions.
	<u>Lesson 5</u> Reverse Percentages HM:96 Reverse Percentages	Extension Tasks: Further Proportion Exam Practice Answers
	<u>Lesson 6</u> Percentage Change HM:97 Percentage Change	
	<u>Lesson 7</u> Simple Interest HM:93 Simple Interest Exam Questions Simple Interest Answers	

Science (T1)	Chemical Changes Redox Reactions https://classroom.thenational.academy/lessons/redox-6hj3gt	Use Seneca to do the independent learning task(s) on the chemical reactions Topic
	Investigating the reactivity of metals https://classroom.thenational.academy/lessons/investigating-the-reactivity-of-metals-cmu32e	
	Displacement of metals https://classroom.thenational.academy/lessons/displacement-reactions-of-metals-c5hk6r	
	Acids and bases https://classroom.thenational.academy/lessons/acid-base-reactions-cgt66t	
Science (T2)	Resistors https://classroom.thenational.academy/lessons/properties-of-resistors-6nhp2c#	Use Seneca to do the independent learning task(s) on the Year 10 Electricity Topic
	Filament Lamps https://classroom.thenational.academy/lessons/filament-lamps-71j34r	
	Diodes https://classroom.thenational.academy/lessons/diodes-6gtPCR	
	Light dependent resistors https://classroom.thenational.academy/lessons/light-dependent-resistors-chhk8c	

YEAR 10

From 7th March 2022

Subject

Lesson and Resources

Notes / Extension Task

FOUNDATION SUBJECTS

Art

Lesson 1-4

Continue the development of your project towards a final piece. This development is going to be personal to your own project and depends on the theme/direction you wish to take your work. Everything should be recorded in your sketchbook.

Consider the following things:

- Experimenting with materials
- Experimenting with composition
- Testing out colours
- Taking more photographs of the objects you are exploring.

If you are UNSURE at any point, please contact your teacher with any questions and further guidance.

You should be ready to begin your final piece on 28th March.

**Business Studies
(Week A)**

Lesson 1 – the Economy and its impact on revenue and the success of the business.

We are looking at the external factors that affect the revenue of a business. Research the economy and explain the following:

Interest Rates - <https://www.bbc.co.uk/news/business-57764601>

Exchange rates -

<https://www.bbc.co.uk/bitesize/articles/zr7pn9q>




In your explanation include what they are and how they can affect the revenue of a business.

Lesson 2 – Writing the assignment C1LAC

Using the exemplar and the assignment brief start writing your assignment on a word document for your chosen business



P:\Subjects\Business Studies\BTEC Tech Enterprise\Component 1\Learning Aim C\Learning Aim C Assignment Folder

Business Studies (Week B)	Lesson 3 – Supply and Demand	With the aid of a graph explain what supply and demand is. In your explanation explain What supply and demand is. Show how supply and demand can be explained with a graph.
	Lesson 2 – Writing the assignment C1LAC	Using the exemplar and the assignment brief start writing your assignment on a word document for your chosen business <i>P:\Subjects\Business Studies\BTEC Tech Enterprise\Component 1\Learning Aim C\Learning Aim C Assignment Folder</i>
Computer Science	Lesson 1 https://regisschool.sharepoint.com/sites/studentshare/Documents/Subjects/Computing/2021 22/Year 10 Computer Science/Continuation of learning Lesson 1	Notes: Make notes from the PowerPoint. Complete the Knowitall Ninja quiz at the end.
	Lesson 2 https://regisschool.sharepoint.com/sites/studentshare/Documents/Subjects/Computing/2021 22/Year 10 Computer Science/Continuation of learning Lesson 2	Extension task: Review all Knowitall Ninja questions.
	Lesson 3 https://regisschool.sharepoint.com/sites/studentshare/Documents/Subjects/Computing/2021 22/Year 10 Computer Science/Continuation of learning Lesson 3	
	Lesson 4 https://regisschool.sharepoint.com/sites/studentshare/Documents/Subjects/Computing/2021 22/Year 10 Computer Science/Continuation of learning Lesson 4	
Drama	Please email: f.hill@theregisschool.co.uk	

Food	Lesson 1: Raising agents  Raising agents home learning version.pptx	Make notes about raising agents using the attached presentation. There are some activities to check what you have learnt towards the end of the presentation too.
	Lesson 2: Choux pastry  Choux buns recipe.docx	Students in school will be making choux pastry buns.
	Lesson 3:  Types of Pastry home learning.pptx	Use the link to make notes and pre-learn information about the different types of pastry. Can you find a recipe that showcases each of the 4 different types of pastry explained in the presentation?
	Lesson 4: Factors affecting food choice	Research and present your findings about why people may need to follow the 5 different diets below: 1. Coeliac 2. Lactose free 3. High fibre 4. Reduced sugar or salt 5. Reduced fat
History	Lesson 1 (Lesson 14) https://classroom.thenational.academy/units/weimar-and-nazi-germany-1919-1939-6b4e	Notes: For each lesson open the link and follow the video, pause the video as and when needed and answer the comprehension questions.
	Lesson 2 (Lesson 15) https://classroom.thenational.academy/units/weimar-and-nazi-germany-1919-1939-6b4e	

	<p>Lesson 3 (Lesson 16) https://classroom.thenational.academy/units/weimar-and-nazi-germany-1919-1939-6b4e</p>	
	<p>Lesson 4 (Lesson 17) https://classroom.thenational.academy/units/weimar-and-nazi-germany-1919-1939-6b4e</p>	
IT BTEC	<p>Lesson 1 \\regisschool.sharepoint.com@SSL\DavWWWRoot\sites\studentshare\Documents\Subjects\Computing\2021 22\Year 10 Btec\Continuation of learning Lesson 1</p>	<p>Notes: Use the link to get to the lesson resources. You are working on this section of the coursework. Complete for homework. Extension task: Review all Knowitall Ninja questions.</p>
	<p>Lesson 2 \\regisschool.sharepoint.com@SSL\DavWWWRoot\sites\studentshare\Documents\Subjects\Computing\2021 22\Year 10 Btec\Continuation of learning Lesson 2</p>	
	<p>Lesson 3 \\regisschool.sharepoint.com@SSL\DavWWWRoot\sites\studentshare\Documents\Subjects\Computing\2021 22\Year 10 Btec\Continuation of learning Lesson 3</p>	
	<p>Lesson 4 \\regisschool.sharepoint.com@SSL\DavWWWRoot\sites\studentshare\Documents\Subjects\Computing\2021 22\Year 10 Btec\Continuation of learning Lesson 4</p>	
Media Studies	<p>Activity 1 - Writing Guide</p>	<p>This work will run until the end of March.</p>
	<p>6. Planning your content</p>	
	<p>7. Planning your Activity - 2</p>	
	<p>Content and Style Homework</p>	

Music	Please contact Mrs Boyes tracey.boyes@theregisschool.co.uk	
Photography	<p>Lesson 1-4</p> <p>Continue the development of your project towards a final piece. This development is going to be personal to your own project and depends on the theme/direction you wish to take your work. Everything should be recorded in your PowerPoint with editing screenshots and notes.</p> <p>Consider the following things:</p> <ul style="list-style-type: none"> - Complete a new shoot that pushes the development of your work further. - Edit your shoots using online or free editing apps such as Pixlr or Photopea. -Experiment with physical editing processes 	<p>If you are UNSURE at any point, please contact your teacher with any questions and further guidance.</p> <p>You should be ready to begin your final piece on 4th April.</p>
Physical Education BTEC	<p>Revisit knowledge from your SPs. Unstructured non teacher set work for the year 10s would be from their SPs. Teachers will email specific students missing from their class or email your teacher for guidance.</p>	<p>Please email your class teacher to request work. Your teacher will set you work that is bespoke to the unit you are currently covering in lesson. Email address are below for ease.</p> <p>Mr Purgavie Benjamin.Purgavie@theregisschool.co.uk Miss Buckingham Emily.Buckingham@theregisschool.co.uk Mrs Lovelock Jennifer.Lovelock@theregisschool.co.uk Mr Thompson Rhys.Thompson@theregisschool.co.uk Mr Manvell Daniel.Manvell@theregisschool.co.uk Mr Parkinson Samuel.Parkinson@theregisschool.co.uk</p>

Product Design	<p>Manufacturing Systems, Review the Product Techniques and Systems PowerPoint. Use you SPP to add notes to the PowerPoint.</p>  <p>Production Techniques and syst</p>	
	<p>Use your previous notes and the PowerPoint to print and answer these questions</p>  <p>Production information A4 class</p>	<p>You can take a picture and send it to your teacher for feedback or clarification about your answers</p>
	<p>Drawing Practise https://www.youtube.com/watch?v=JkpDCUk17K4&t=284s Advanced https://www.youtube.com/watch?v=h3QmfT655Mk</p>	<p>In order to prepare for your design Ideas, follow the tutorial, challenge yourself with the advanced one if you can!</p>
	<p>Design three options for space saving living using a transport container as a building block, watch this video for ideas and inspiration</p> <p>https://www.youtube.com/watch?v=E8Bq4DbMaRU</p>	

Religious Studies	Lesson 1 - Revelation	<p>1. Complete the tasks on the attached Powerpoint.</p> <p>Extension Task: Plan a response to the 12-mark question 'General revelation is a better source of knowledge about God than special revelation'. Evaluate this statement. You should include arguments for, arguments against, and a conclusion.</p>
	Lesson 2 - Visions	<p>1. Complete the tasks on the attached Powerpoint.</p> <p>Extension Task: Plan a response to the 12-mark question 'Visions are just hallucinations'. Evaluate this statement. You should include arguments for, arguments against, and a conclusion.</p>
	Lesson 3 - Enlightenment	<p>1. Complete the tasks on the attached Powerpoint.</p> <p>Extension Task: Plan a response to the 12-mark question 'Enlightenment is not a reliable source of knowledge about God'. Evaluate this statement. You should include arguments for, arguments against, and a conclusion.</p>
	Lesson 4 - Enlightenment	<p>1. Complete the tasks on the attached Powerpoint.</p> <p>Extension Task: Plan a response to the 12-mark question 'Visions are a better source of knowledge about God than enlightenment'. Evaluate this statement. You should include arguments for, arguments against, and a conclusion.</p>

Sociology	Lesson 1 – How do we measure crime? https://www.youtube.com/watch?v=mzPMgNTd9IQ	For each lesson open the link and follow the video, pause the video as and when needed. If you have your book at home you should work in that, otherwise, write on paper and bring that into school. You should make notes as you watch and then complete the activities.
	Lesson 2 – Functionalism and crime https://www.youtube.com/watch?v=uwF8tLlkxAE	
	Lesson 3- Marxism and crime https://www.youtube.com/watch?v=fYkZyRyXh4A	
	Lesson 4 – Crime and social class https://www.youtube.com/watch?v=ysyx88qrKG4	
	Lesson 5 – Feminism and crime: Feminist Theories of Crime and Deviance - Carlen A Level Sociology - YouTube Feminist Theories of Crime and Deviance - Heidensohn A Level Sociology - YouTube	
	Lesson 6 – Age and crime 11. Age and crime - YouTube	
	Lesson 7 – Ethnicity and crime Ethnicity and Crime - Reasons for Differences in Offending by Ethnicity A Level Sociology - YouTube	
	Lesson 8 – Media and crime 08 Crime and the Media - YouTube	
	Overview revision lesson: AQA GCSE Sociology Revision Blast Crime 1 Mar 2021 - YouTube	
	Revision – research methods (1): AQA GCSE Sociology Revision Blast Research Methods 15 Mar 2021 - YouTube	
Revision – research methods (2): AQA GCSE Sociology Revision Blast Research Methods 2 19 Apr 2021 - YouTube		

Textiles	Lesson 1: Following pattern instructions to make toiles.	<p>This will be a practical lesson for those students in school.</p> <p>After school sessions will run to help you catch up at a later date.</p>
	Lesson 2: Developments in new materials	<p>Use the link below to connect to Seneca and look at Developments in new materials.</p> <p>https://app.senecalearning.com/classroom/course/b4e64de8-a5d1-411b-81e2-aa4e2016e908/section/6de13098-03f7-4344-b63f-af5d027df219/session</p>
	Lesson 3: Following pattern instructions to make toiles.	<p>This will be a practical lesson for those students in school.</p> <p>After school sessions will run to help you catch up at a later date.</p>
	Lesson 4: Systems approach to designing	<p>Use the link below to connect to Seneca and look at the Systems approach to designing.</p> <p>https://app.senecalearning.com/classroom/course/b4e64de8-a5d1-411b-81e2-aa4e2016e908/section/e7b7ca91-b7d8-4a8c-919c-e709f3b127f4/session</p>